

# **Lost Creek Reservoir**

**Jacksboro, texas**


## **Finis Shale**

**The finis Shale is in the lower section of the Graham Formation, Cisco Virgilian Series of the Upper Pennsylvanian. This, approximately 300 million year old, outcrop represents one of the most richly fossiliferous exposures of marine shelf sediments in the United States.**


**This location is a man-made exposure at the north end of Lake Jacksboro. The lower half is dark gray to almost black, carbonaceous mudstone containing conularids, rugose corals, brachiopods, gastropods and less common pelecypods. The pelagic fauna consists of ammonoids and nautiloids, plus various marine sharks. In addition, it contains an assortment of terrestrial plant debris including fossil seed pods and wood fragments.**

**The upper half is a lighter gray and becomes progressively lighter, sandier and extremely fossiliferous in the upper few meters beneath the Jacksboro Limestone which caps the exposure.**


**Thanks to Pennsylvanian Fossils of North Texas by Mark Mckinzie and John Mcleod for the above information.**




1). *Fimbriaria plummeri* 2). *Cancrinella* sp. 3). *Waagenonochia* sp.  
 4). *Hystriculina wabashensis* 5). *Retaria lassallensis* 6). *Kozlowskia  
 splendens* 7). *Wellerella osagensis* 8). *Leiorhynchoidea? rockymontana*  
 9). *Composita* sp. 11). *Hustedia mormoni* 12). *Dielasma* sp. 13).  
*Phricodothyris perplexa* 14). *Crurithyris planoconvexa* 15).  
*Punctospirifer kentuckyensis* 16). *Neospirifer* sp.




1a



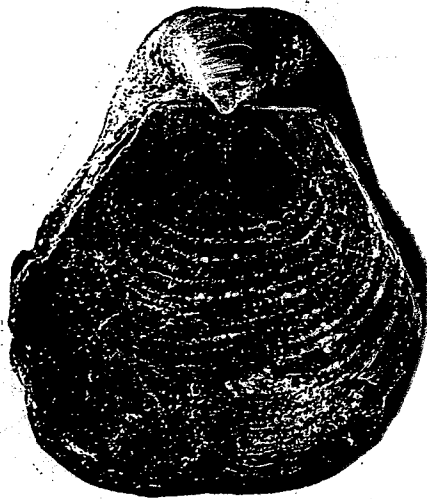
1b




2




3




4



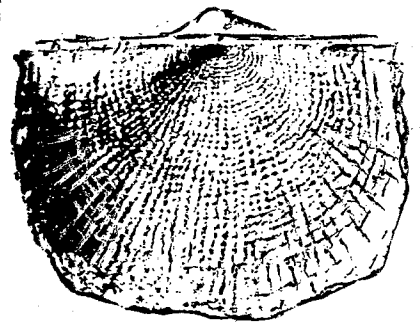
5



6a

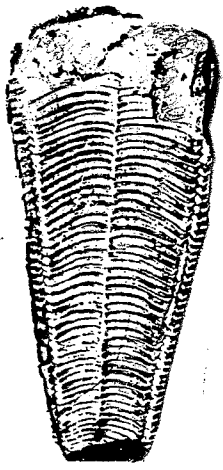


6b



6c

- 1). *Pulchratia* sp. 2). *Linoproductus prattenianus* 3). *Echinaria* sp.  
 4). *Antiquatonia crassicostatus* 5). "*Dictyoclastus*" sp.



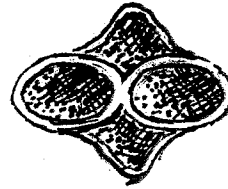
1



2



3



4



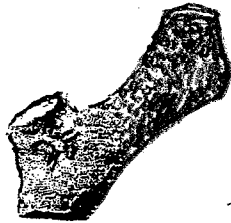
5



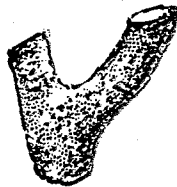
6



7



(8)



9




(10)




11



12a



12b




13




14


1). "Conularia" sp. 2). Lophophyllidium plummeri 3). Lophophyllidium spinosum 4). Palaecis sp. 5). Michelina sp. 6). Rhombopora sp. 7). Polypora sp. 8). Tabulipora sp. 9). Fistulipora sp. 10). Cyclotypra sp. 11). Hemizyga sp. 12). Trepospira sp. 13). Phymatopleura brazoensis 14). Worthenia tabulata




1



2



3



4



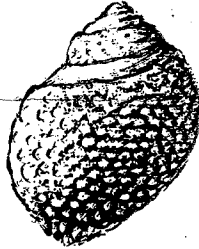
5




6




7




8



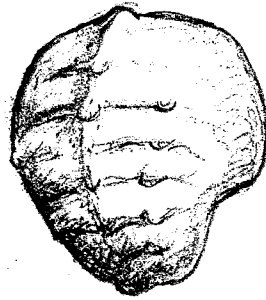
9




10



11




12



13

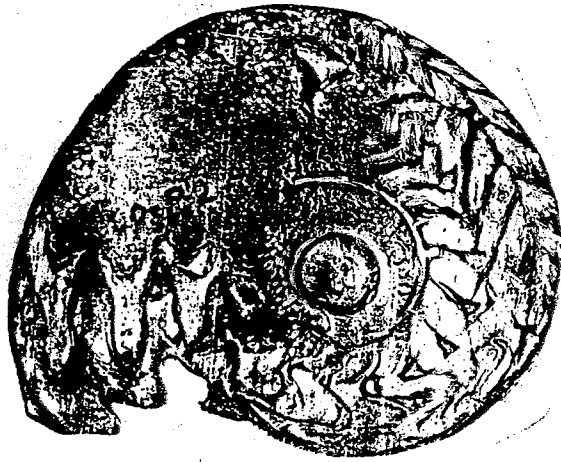
- 1). *Glyptomaria* (*Dictyotomaria*) sp. 2). *Euconospira* sp. 3). *Shansiella carbonaria* 4). *Glabrocingulum* (*Glabrocingulum*) *grayvillense* 5). *Platyceras* (*Orthonychia*) *parvum* 6). *Euphremites* sp. 7). *Naticopsis* sp. 8). *Trachydomia* sp. 9). *Shansiella beckwithana* 10). *Straparollus* (*Amphiscapha*) sp. 11). *Knights* (*Retispira*) *tenuilineata* 12). *Bellerophon* (*Pharkidontus*) *percarinatus* 13). *Knights* (*Cymatospira*) *montfortianus*



1). *Lingula carbonaria* 2). *Trigonoglossa nebrascensis* 3). *Lindstroemella patula* 4). *Orbiculoidea subtrigonalis* 5). *Orbiculoides missouriensis* 6). *Crania modesta* 7). *Rhipidomella carbonaria* 8). *Derbyia* sp. 9). *Meekella striatocostata* 10). *Neochonetes* sp. 11). *Lissochonetes* sp. 12). *Mesolobus* sp. 13). *Sulvataria primitiva* 14). *Chonetinella verneuilliana* 15). *Calliprotonia renfrarum* 16). *Echinoconchus* sp. 17). *Juresania nebrascensis*



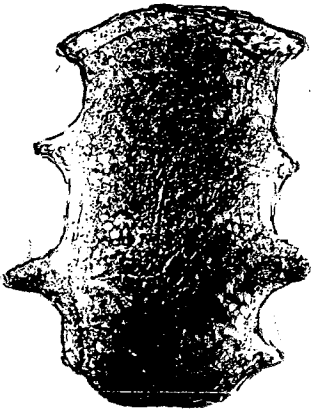
1



2




3



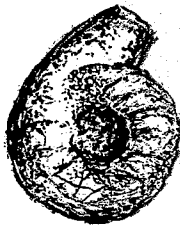
6



4a



4b




5a



5b

1). *Brachycycloceras normale* 2). *Schistoceras* sp. 3). *Eoasianites* sp. 4). *Tainoceras* sp. 5). *Ephippioceras* sp. 6.). *Metacoceras* sp.



1). *Strobus primigenius*. 2). *Meekospira choctawensis*. 3). *Donaldina* sp. 4). *Murchisonia* sp. 5). *Pseudozopleura* sp. 6). *Schizodus* sp. 7). *Acanthopecten* sp. 8). *Clavicoستا echinata*. 9). *Aviculopecten* sp. 10). *Leptodesma* (*Leptodesma*) sp. 11). *Parallelodon* sp. 12). *Phestia arata*. 11). *Nuculopsis girtyi*. 12). *Palaeoneilo oweni*. 13). *Paleyoldia glabra*. 14). *Nuculopsis anodontoides*. 15). *Wilkingia terminale*.

17. ALLORISMA







1



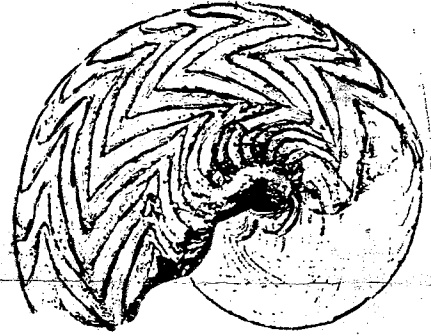
2




3



4



5



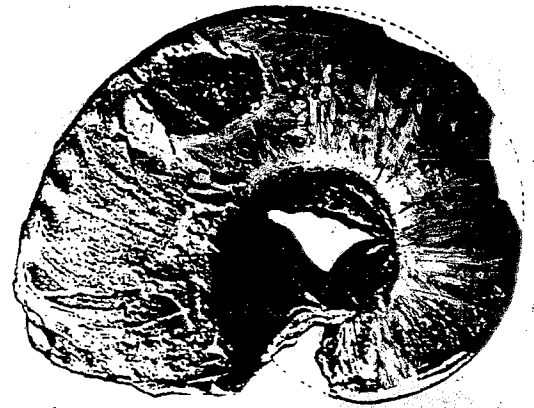
6



7



8



9

1). *Pteronites* sp. 2). *Edmondia* sp. 3). *Astertella concentrica* 4). *Astertella varica* 5). *Gonioloboceras* sp. 6). *Rugobactrites jacksboroensis* 7). *Euloxoceras greeni* 8). *Pseudorthoceras knoxense* 9). *Domatoceras* sp.